

Merkur[®] Seal Repair Kits

406770D

For Model LW050A (50 cc) Merkur Displacement Pumps

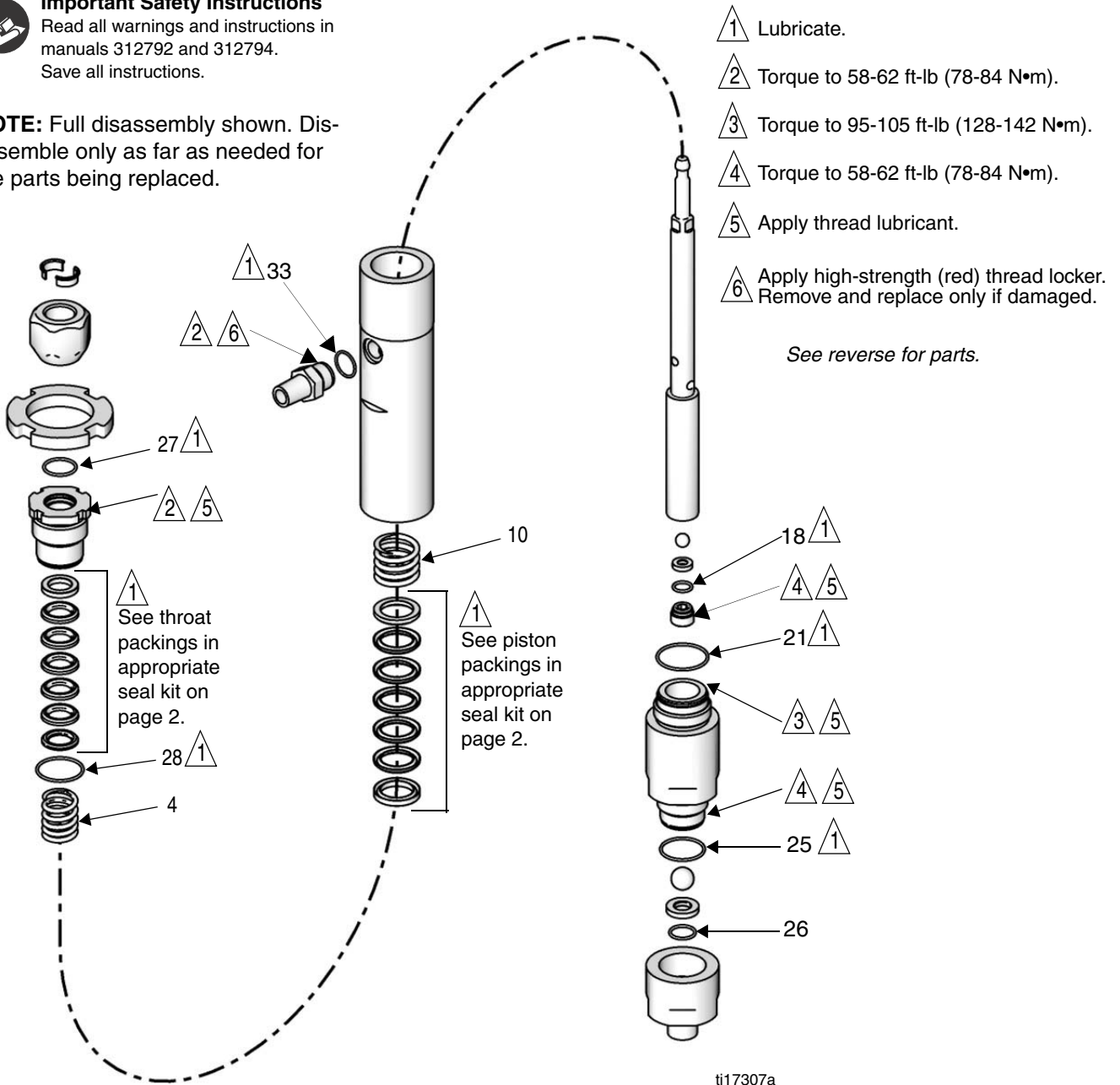
ENG



Important Safety Instructions

Read all warnings and instructions in manuals 312792 and 312794. Save all instructions.

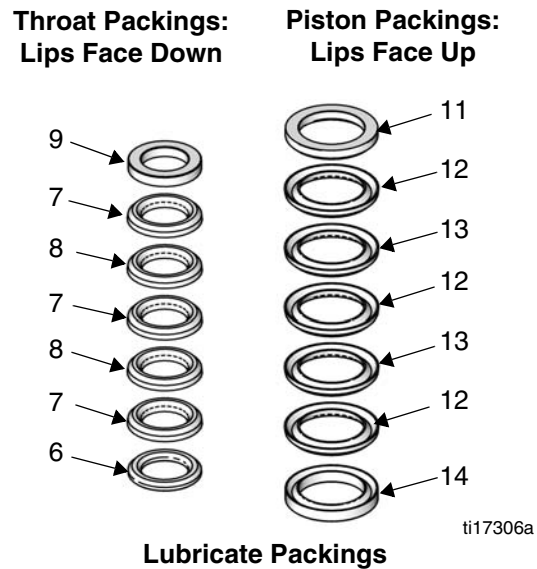
NOTE: Full disassembly shown. Disassemble only as far as needed for the parts being replaced.



Ref.	Description	Qty.
4	SPRING, throat	1
6	GLAND, male, throat	1
7	PACKING, throat, UHMWPE	3
8	PACKING, throat, PTFE	2
9	GLAND, female, throat	1
10	SPRING, piston	1
11	GLAND, male, piston	1
12	PACKING, piston, UHMWPE	3
13	PACKING, piston, PTFE	2
14	GLAND, female, piston	1
18	O-RING, piston, 0.57 in. (14.4 mm) OD	1
19	PACKING, throat, reinforced PTFE	5
20	PACKING, piston, reinforced PTFE	5
21	O-RING, lower cylinder, 1.8 in. (46 mm) OD	1
25	O-RING, lower cylinder, 1.6 in. (41 mm) OD	1
26	O-RING, inlet check, 0.75 in. (19 mm) OD	1
27	O-RING, wet cup, 1.4 in. (36 mm) OD	1
28	O-RING, wet cup, 1.6 in. (41 mm) OD	1
33	O-RING, outlet fitting, 0.59 in. (14.9 mm) OD	1

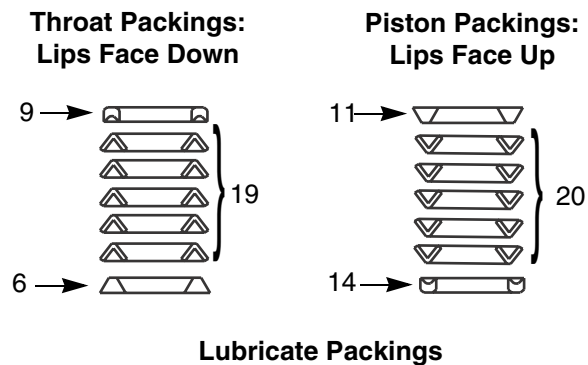
TIP: Some o-rings are close in size. Stack on bench to differentiate.

Standard Seal Repair Kit 24A252



Optional Reinforced PTFE Seal Kit 24J853

Use with materials that cause chemical compatibility concerns with UHMWPE, such as acid catalyst materials.



All written and visual data contained in this document reflects the latest product information available at the time of publication. Graco reserves the right to make changes at any time without notice.

Original instructions. This manual contains English. MM 406770

Graco Headquarters: Minneapolis

International Offices: Belgium, China, Japan, Korea

GRACO INC. P.O. BOX 1441 MINNEAPOLIS, MN 55440-1441

Copyright 2008, Graco Inc. is registered to ISO 9001

www.graco.com

Revised 06/2011